

Welcome to Social 30-2

Understandings of Ideologies

Course Outline

In Social Studies 30-2, you will examine the origins, values and components of competing ideologies and examine multiple perspectives regarding relationships among individualism, liberalism, common good and collectivism.

An awareness of the evolution of ideologies is key to comprehending and responding to local, national and global issues.

Key Question: **To what extent should we embrace an ideology?**

There are four **related issues** to explore in this course:

Related Issue 1: **Should ideology be the foundation of identity?**

Related Issue 2: **Is resistance to liberalism justified?**

Related Issue 3: **Are the values of liberalism viable?**

Related Issue 4: **Should my actions as a citizen be shaped by an ideology?**

The **modules** in this course are:

Module 1: **Exploring Ideology**

Module 2: **Embracing Liberal Ideology**

Module 3: **Rejecting Liberal Ideology**

Module 4: **Clash of Ideologies**

Module 5: **Challenges to Liberal Ideology**

Module 6: **Citizenship in a Contemporary World**

Assessment

- **Course Work : 50% (Module Assignments)**
- **School Final Exam: 20%**
- Diploma Exam: 30% (**Part A and Part B**)

*Note: You must achieve 40% or higher on your **school final exam** in order for you module work count toward your final school mark.


*Please book your **school final exam** when you have completed all of your modules.

Remember, teachers are here to help you succeed. Call or drop in to see **Bryan** if you want **any assistance** with your course.

Phone: 403.343-1354 or bryan.burley@rdpsd.ab.ca



Access to Course DVD (Multimedia/Toolkit)

Throughout the course, you will be asked to access Multimedia and the Toolkit. Instead of the  you can access these resources by:

First Google: "T4T" and select

T4T Courses LearnAlberta.ca

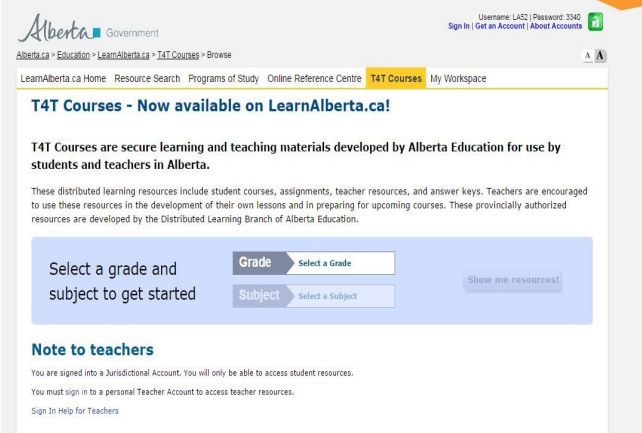
or go directly to: <http://www.learnalberta.ca/T4TBrowse.aspx?lang=en>


- NOTE: Outside the school network you will be asked for:

Username LA52 Password 3340

- Select **grade** and then select **Course**
- Press "**Show me resources**" link.
- Scroll down till you see the **Social Studies Learn Everywhere Student Version** of the course you need.

Example:

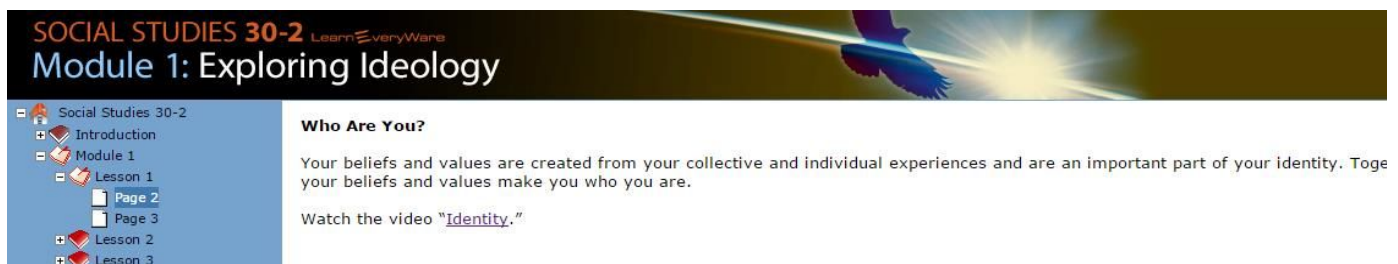


Social Studies 30-2 Learn Everywhere - Student  Student

Description This course consists of the following six modules: Module 1: Exploring Ideology, Module 2: Embracing Liberal Ideology, Module 3: Rejecting Liberalism, Module 4: A Clash of Ideologies, Module 5: The Challenges of Liberalism, and Module 6:

- Select the **unit/module/lesson/page** that you need. See below for an example. It will look very similar to your print module.
- There will be a **live link** embedded into the course material you can click on.

Example:



SOCIAL STUDIES 30-2 *Learn Everywhere*
Module 1: Exploring Ideology



Social Studies 30-2
Introduction
Module 1
Lesson 1
Page 2
Page 3
Lesson 2
Lesson 3

Who Are You?
Your beliefs and values are created from your collective and individual experiences and are an important part of your identity. Together your beliefs and values make you who you are.
Watch the video "[Identity](#)."



Important information for completing this Social Studies Course

Steps to Success: Follow these steps when using the COIL MODULE as your **TEACHER:**

1. **Read** the Welcome to Social Studies at the beginning of the module booklet. What is the Instructional Design?? Do you know what the symbols mean?? E.g.  
2. **Read** the “Module Introduction” (e.g. Module 1 is on p. 2). Consider what this module about.
3. **Examine** the “Module Challenge” at the end of each Module (e.g. p.29). This is your Module assignment and you should begin to consider how you might complete the action.
4. **Read** the Section Introduction and Organizer NOTE: Module 1 does not have sections (e.g. Module 2: Section 1, p.5).
 - Read from brown heading (e.g. “Section 1 Introduction”) to brown heading.
 - **Complete** all activities (see each symbol) and assignments. Then go on to the next brown heading (e.g. “In This Section”, p. 6).
 - Save or attach your work to be handed in at the end of the module.
5. **Examine** and **complete** each section Lesson in the same manner as step 5. Begin with “Get Focused”
6. **Complete** the section Challenge. Once finished you are ready to move on to the next section and lessons.
7. Once you are done the module sections, it is time to **finish** the “Module Challenge”.
8. Ensure that you have completed all lesson, section, and module tasks. Part of your mark is demonstrating that you have completed all of the lesson activities.

In order for the teachers to mark your assignment booklets **PLEASE attach your notes, mind maps, or other methods you use to make sense of your social studies readings.**

Written Work:

Social Studies Assignments **MUST** include **Rough Drafts/Planning**:

- For any essay questions or ... **50% of your mark for that question will be deducted.** Note that rough drafts are going to be messy (even if using a computer) where thoughts and ideas may be disjointed or incomplete.
- Editing and final drafts are more than just rewriting your rough draft. Take the time to ensure that all ideas are built in a proper essay format.



Keys to Success:

If you have the opportunity to **work with other students** on assignments, please do so. This gives you the chance to interact and learn with others.

All people learn differently- When you show us your notes/concept maps this will help the teachers understand what your strengths are and the areas you might need help with. When you share how and what you learn, you are more likely to be **SUCCESSFUL**.

Diploma Exam Information:

**** REMINDER** that you must write a **school final** before the Diplomas**

Alberta requires all students to write a diploma exam for Social Studies 30 courses.

Please see **Bryan** for **exam dates** and **diploma prep materials**.

1. Pick up a copy of **The KEY** review guide which is an excellent review package.
2. Ask for previous copies of diploma exams to challenge yourself.

Diploma Exams are two parts: Part A: Source-Based Written; and Part B: Source-Based multiple-choice.

SS30-2 DIPLOMA EXAM DATES 2018-2019

November

PART A: Monday, November 5th, 2018: 9-11:30am

PART B: Wednesday, November 7th, 2018: 9-11:30am

January

PART A: Tuesday, January 15th, 2019: 9-11:30am

PART B: Friday, January 25th, 2019: 9-11:30am

April

PART A: Tuesday, April 2nd, 2019: 9-11:30am

PART B: Thursday, April 4th, 2019: 9-11:30am

June

PART A: Thursday, June 13th, 2019: 9-11:30am

PART B: Monday, June 24th, 2019: 9-11:30am





Updated: Sept 2018

