

Welcome to Social 30-1

Perspectives on Ideology

Course Outline

In **Social Studies 30-1**, you will explore the origins and complexities of ideologies and examine multiple perspectives regarding the principles of classical and modern liberalism.

You will be encouraged to investigate, analyze and evaluate government policies and actions and develop individual and collective responses to contemporary local, national and global issues.

Key question: To what extent should we embrace an ideology?

There are four related **issues** to explore in this course:

Related Issue 1: *To what extent should ideology be the foundation of identity?*

Related Issue 2: *To what extent is resistance to liberalism justified?*

Related Issue 3: *To what extent are the principles of liberalism viable?*

Related Issue 4: *To what extent should my actions as a citizen be shaped by an ideology?*

The **modules** in this course are:

Module 1: **Ideology and Identity—An Introduction**

Module 2: **The Foundations of Liberalism**

Module 3: **The Evolution of Modern Liberalism**

Module 4: **Alternatives to Liberalism**

Module 5: **The Clash of Ideologies**

Module 6: **The Challenges of Liberalism**

Module 7: **Responding to Contemporary Issues**

Assessment:

- **Course Work:** 50% (Assignment booklets)
- **School Final Exam:** 20%
- **Diploma Exam:** 30% (**Part A and Part B**)

*Note: You must achieve 40% or higher on your **school final exam** in order for you module work count toward your final school mark.

*Please book your **school final exam** when you have completed all of your modules.

Remember, teachers are here to help you succeed. Call or drop in to see **Bryan** if you want **any assistance** with your course.

Phone: 403.343-1354 or bryan.burley@rdpsd.ab.ca





Updated: Nov 2018



Important information for completing this Social Studies Course

Steps to Success: Follow these steps when using the COIL MODULE as your TEACHER:

1. **Read** the Welcome to Social Studies at the beginning of the module booklet. What is the Instructional Design?? Do you know what the symbols mean?? Eg.  
2. **Read** the “Module Introduction” (e.g. Module 1 is on p. 2). Consider what this module about.
3. **Examine** the “Module Challenge” at the end of each Module (e.g. p.63). This is your Module assignment and you should begin to consider how you might complete the action.
4. **Read** the Section Introduction and Organizer (e.g. Section 1- The Development of Identity p.4).
 - Read from brown heading (e.g. “Section 1 Introduction”) to brown heading.
 - **Complete** all activities (see each symbol) and assignments. Then go on to the next brown heading (e.g. “In This Section”, p. 5).
 - Save or attach your work to be handed in at the end of the module.
5. **Examine** and **complete** each section Lesson in the same manner as step 5. Begin with “Get Focused”
6. **Complete** the section Challenge. Once finished you are ready to move on to the next section and lessons.
7. Once you are done the module sections, it is time to **finish** the “Module Challenge”.
8. Ensure that you have completed all lesson, section, and module tasks. Part of your mark is demonstrating that you have completed all of the lesson activities.

In order for the teachers to mark your assignment booklets **PLEASE attach your notes, mind maps, or other methods you use to make sense of your social studies readings.**

All people learn differently- When you show us your notes/concept maps this will help the teachers understand what your strengths are and the areas you might need help with. When you share how and what you learn, you are more likely to be **SUCCESSFUL**.

Social Studies Assignments **MUST** include **Rough Drafts/Planning**:

- For any essay questions or ... **50% of your mark for that question will be deducted**. Note that rough drafts are going to be messy (even if using a computer) where thoughts and ideas may be disjointed or incomplete.
- Editing and final drafts are more than just rewriting your rough draft. Take the time to ensure that all ideas are built in a proper essay format.

If you have the opportunity to **work with other students** on assignments, please do so. This gives you the chance to interact and learn with others.



Updated: Nov 2018

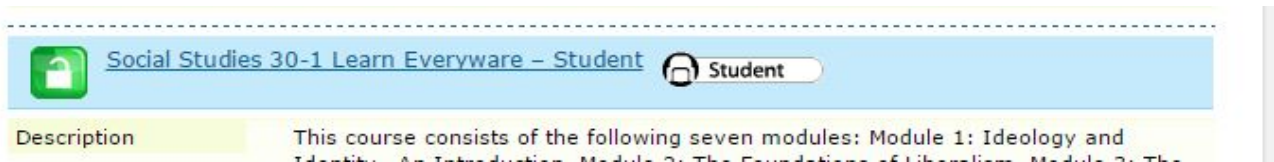
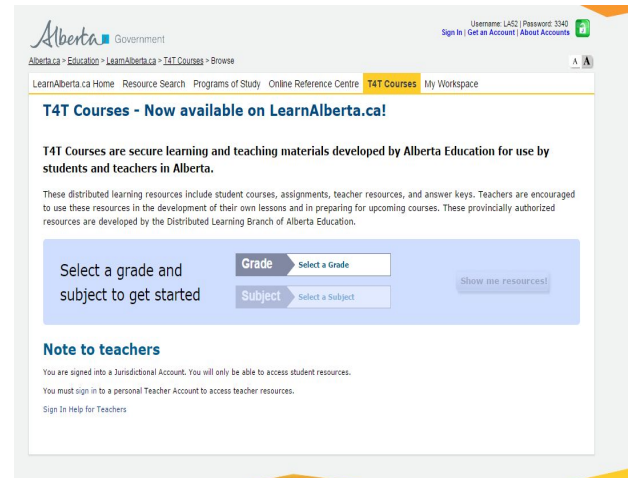


Access to Course DVD (Multimedia/Toolkit)

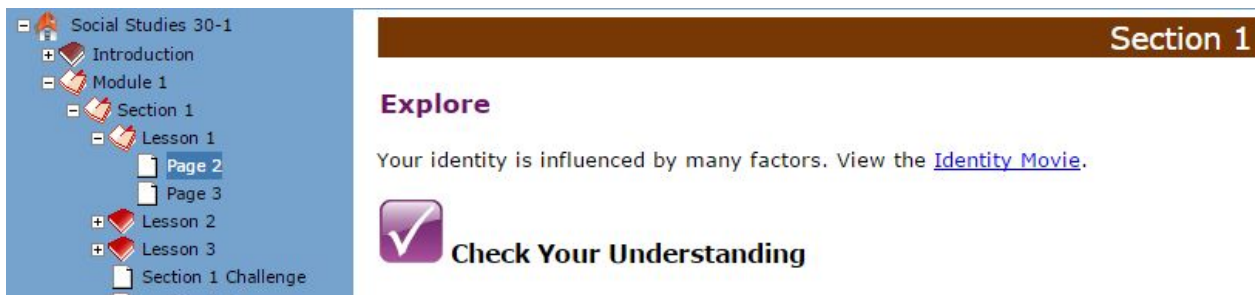
Throughout the course, you will be asked to access Multimedia and the Toolkit. Instead of the you can access these resources by:



- **First Google: “T4T” and select T4T Courses LearnAlberta.ca**
or go directly to: <http://www.learnalberta.ca/T4TBrowse.aspx?lang=en>
- NOTE: Outside the school network you will be asked for:
Username LA52 Password 3340
- Select **grade** and then select **Course**
- Press “**Show me resources**” link.
- Scroll down till you see the **Social Studies Learn Everyware Student Version** of the course you need.
Example:



- Select the **unit/module/lesson/page** that you need. See below for an example. It will look very similar to your print module.
- There will be a **live link** embedded into the course material you can click on.



Diploma Exams:

** REMINDER that you must write a **school final** before the Diplomas**

Alberta requires all students to write a diploma exam for Social Studies 30 courses.

Please see **Bryan** for **exam dates** and **diploma prep materials**

1. Consider registering for Diploma Prep through our Community Programs
Check out: <http://communityprograms.rgpsd.ab.ca/>
2. Pick up a copy of **The KEY** review guide which is an excellent review package.
3. Ask for previous copies of diploma exams to challenge yourself.

Exams are two parts: Part A: Source-Based Written; and Part B: Source-Based multiple-choice.

SS30-1 DIPLOMA EXAM DATES 2018-2019

November

PART A: Monday, November 5th, 2018: 9 am-12:00 pm

PART B: Wednesday, November 7th, 2018 9 am-11:30

am

January

PART A: Tuesday, January 15th, 2019: 9 am-12:00 pm

PART B: Friday, January 25th, 2019: 9 am-11: 30 am

April

PART A: Tuesday, April 2nd, 2019: 9 am-12:00 pm

PART B: Thursday, April 4th, 2019: 9 am-11: 30 am

June

PART A: Thursday, June 13th, 2019: 9 am-12:00 pm

PART B: Monday, June 24th, 2019: 9 am-11: 30 am



Updated: Nov 2018

